

Bor  
ghi

Borghi Italiani

---

Ita

lia.

ni

mood

# Borghi Italiani



Mura custodi delle più antiche tradizioni che riaffiorano tra i vicoli che li attraversano. I Borghi italiani, piccoli centri preziosi, patrimonio unico al mondo per il suo fascino ricco di storia, capace di offrire un'esperienza di vita autentica in una dimensione fuori dal tempo.

*Walls standing guard over the ancient traditions that are resurface in the alleyways that cross between them. Italian "borghi", exquisite villages, a unique part of the world's cultural heritage steeped in charm and rich in history, offering an authentic glimpse of life where time stands still.*

*Des murailles gardiennes des traditions les plus anciennes qui ressurgissent entre les ruelles qui les traversent. Les Bourgs italiens, petits centres précieux, patrimoine unique au monde pour sa beauté riche en histoire, capable d'offrir une expérience de vie authentique dans une dimension hors du temps.*

*Mauern, hinter denen alte Traditionen bewahrt werden, die in den Gassen neu aufblühen. Die italienischen Orte sind kleine, wichtige Zentren und aufgrund ihres geschichtsträchtigen Zaubers ein weltweit einzigartiges Erbe. Sie zeigen uns das wahre Leben in einer Dimension außerhalb unserer Zeit.*



GRAFITE

AGATA

CENERE

SILICE

CALCE

V3  
SHADE SPECTRUM  
HIGH

ISO 13006 - G - Bla\_E ≤ 0,5% - UNI EN 14411 - GL  
ANSI A - 326.3: 2021  
WET DYNAMIC COEFFICIENT OF FRICTION

100 % DESIGN AND  
PRODUCTION OF ITALY

Borghi Italiani  
MARMO E PIETRA

8,8 mm OUTDOOR R11C



40,6x60,9  
16"x24"  
Nat



40,6x40,6  
16"x16"  
Nat



20,3x40,6  
8"x16"  
Nat



20,3x20,3  
8"x8"  
Nat

modular system

Sviluppo grafico per formato  
Pattern by size  
Développement graphique par format  
Grafischer Entwurf für Format



40,6x60,9  
8,8 mm  
15

40,6x40,6  
8,8 mm  
27

20,3x40,6  
8,8 mm  
60

20,3x20,3  
8,8 mm  
56



# Grafite

Anticamente terra degli Etruschi, Viterbo è uno dei borghi medievali più suggestivi della Tuscia Viterbese per la sua ricchezza culturale e le bellezze naturali in cui è immersa.

È alle sue pietre che si ispira il colore Grafite della serie Borghi Italiani, per rivestire pavimentazioni esterne dalle grandi potenzialità creative e compositive.


*The ancient land of the Etruscans, Viterbo is one of the most suggestive medieval villages in the Tuscia Viterbese thanks to the cultural richness and natural beauty of its surrounds. Its stones are the inspiration for the Grafite colour in the Borghi Italiani series, for outdoor paving full of creative and compositional potential.*

*Terre des Etrusques dans l'Antiquité, Viterbo est l'un des bourgs médiévaux les plus merveilleux de la Tuscia pour sa richesse culturelle et les beautés naturelles qui l'entourent. C'est de ses pierres que s'inspire la couleur Graphite de la série Borghi Italiani, pour revêtir les sols extérieurs aux grandes capacités de création et de composition.*

*Viterbo, errichtet auf dem antiken Land der Etrusker, ist ein mittelalterliches Bergdorf, das wegen seines kulturellen Reichtums und der Schönheiten der Natur, in die es gebettet ist, eines der suggestivsten der Tuscia Viterbese ist. Seine Steine haben uns zur Farbe Grafite (Graphit) der Serie Borghi Italiani, „Italienische Bergdörfer“, für die Kreation von Außenböden mit großen kreativen und kompositorischen Potentialitäten inspiriert.*

# Grafite

8,8mm R11C



40,6x60,9 = 33,5%  
40,6x40,6 = 44,5%  
20,3x40,6 = 11%  
20,3x20,3 = 11%

## FLOOR

GRAFITE 40,6x60,9\_16"x24" - 40,6x40,6\_16"x16"  
20,3x40,6\_8"x16" - 20,3x20,3\_8"x8"





# Agata

Chiamato anche la Piccola Perla d'Abruzzo, Santo Stefano di Sessanio è un piccolo borgo, un vero gioiello architettonico, situato nel Parco Nazionale del Gran Sasso.

Ispirato a questo borgo, il colore Agata della serie Borghi italiani interpreta la bellezza della materia naturale. Una tonalità dai toni neutri, per rivestimenti outdoor dal gusto essenziale e contemporaneo.

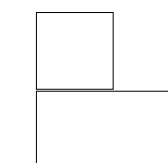
*Often called the "Small Pearl of Abruzzo", Santo Stefano di Sessanio is a small village, a true architectural gem, situated in the Gran Sasso National Park. Inspired by this village, the Agata colour of the Borghi Italiani series interprets the beauty of this natural material. A neutral tone for outdoor paving with an essential and contemporary style.*

*Également appelé la Petite Perle des Abruzzes, Santo Stefano di Sessanio est un petit bourg, un vrai bijou d'architecture, situé dans le parc National du Gran Sasso. Inspirée de ce bourg, la couleur Agata de la série Borghi Italiani interprète la beauté de la matière naturelle. Une teinte aux tons neutres, pour les revêtements extérieurs d'un style essentiel et contemporain.*

*Santo Stefano, auch die kleine Perle der Abruzzes genannt, ist eine kleines Bergdorf, ein wahres architektonisches Juwel im Nationalpark vom Gran Sasso. Die Farbe Agata (Achat) der Serie Borghi Italiani, die sich an dieses Bergdorf anlehnt, interpretiert die Schönheit der natürlichen Materie. Eine Farbtonung aus neutralen Töne für Outdoor-Böden von essentiell und modernem Geschmack.*

# Agata

8,8mm R11C



20,3x40,6 = 66,6%  
20,3x20,3 = 33,3%

**FLOOR**  
AGATA 20,3x40,6\_8"x16" - 20,3x20,3\_8"x8"



# Cenere

Un insieme architettonico armonioso e proporzionato come in un incantevole dipinto a olio.


Pienza è conosciuta come la città ideale del Rinascimento e Cenere, il colore tenue della serie dei Borghi Italiani, è una reinterpretazione in chiave moderna dell'atmosfera dei suoi vicoli caratteristici.

*A harmonious and well-balanced architectural ensemble, just like an intriguing oil painting. Pienza is known as the ideal Renaissance city, and Cenere, the soft colour of the Borghi Italiani series, is a modern interpretation of the atmosphere created by its characteristic alleys.*

*Un ensemble architectural harmonieux et proportionné comme dans une magnifique peinture à l'huile. Pienza est connue comme la ville idéale de la Renaissance et Cenere, la couleur pâle de la série des Borghi Italiani, est une réinterprétation moderne de l'atmosphère de ses ruelles caractéristiques.*

*Ein harmonisches und gleichmäßiges architektonisches Zusammenspiel wie ein verzauberndes Ölgemälde. Pienza ist bekannt als die ideale Stadt des Rinascimento und Cenere (Asche), die zarte Farbe der Serie Borghi Italiani ist eine moderne Neuinterpretation der Atmosphäre ihrer charakteristischen Gassen.*





40,6x40,6 = 44,5%  
20,3x40,6 = 44,5%  
20,3x20,3 = 11%

**FLOOR**  
CENERE 40,6x40,6\_16"x16" - 20,3x40,6\_8"x16"  
GRAFITE 20,3x20,3\_8"x8"



# Silice

Tra i Borghi più belli d'Italia, le sue strette vie formano dei veri e propri saliscendi. Antichi caseggiati, eleganti palazzi e osterie, Trevi è caratteristico per i suoi numerosi edifici dalle pietre di una tonalità tenue.

Nasce Silice dei Borghi Italiani, attraverso le quali le tradizioni prendono forma in uno scenario che sembra non essere scalfito dal tempo.

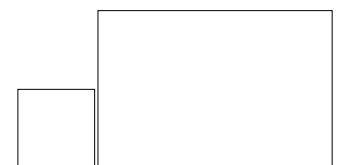
*Among the most beautiful Villages of Italy, its narrow streets create genuine ups and downs. With its ancient developments, elegant buildings and taverns, Trevi is a characteristic village thanks to its many constructions made from soft-coloured stone. Silice is the Borghi Italiani colour through which traditions take shape in a scenario where time appears to have stood still.*

*Il fait partie des plus beaux Bourgs d'Italie, et ses rues étroites sont une succession de montées et de descentes. D'anciens immeubles, des palais et bistros élégants, Trevi est caractéristique pour ses nombreux bâtiments aux pierres d'une couleur pâle. Voici Silice de la série Borghi Italiani, à travers laquelle les traditions prennent forme dans un décor qui semble ne pas être impacté par le temps.*

*Eines der schönsten Bergdörfer Italiens, dessen engen Straßen ein faszinierendes Auf und Ab bilden. Alte Häuserblöcke, elegante Paläste und Gaststätten, Trevi ist charakteristisch für seine zahlreichen Gebäude aus Steinen in zarten Farbtönungen. Daraus entstand Silice (Kieselerde) der Borghi Italiani, in denen die Traditionen in einem Szenarium Gestalt annehmen, das in die Zeit eingeritzt zu sein scheint.*

# Silice

8,8mm R11C



40,6x60,9 = 86%  
20,3x20,3 = 14%

**FLOOR**  
SILICE 20,3x40,6\_8"x16" - 20,3x20,3\_8"x8"



# Calce

Situato tra Assisi e Foligno, importanti tracce del periodo romano vivono in sintonia con l'attuale aspetto urbano medievale. È Spello, borgo ricco di fascino per l'elevato patrimonio ambientale, culturale e artistico in cui gli spazi si rivestono di un colore caldo e avvolgente.

Calce, la sobria tonalità dei Borghi Italiani, rappresenta una soluzione di stile per chi desidera vestire gli spazi esterni con un'impronta urbana senza tempo.


*Situated between Assisi and Foligno, important traces of the Roman period live in harmony with the current medieval urban style. This is Spello, a village full of charm thanks to its rich environmental, cultural and artistic heritage where spaces are filled with warm and embracing colours. Calce, the sober shade of the Borghi Italiani range, represents a stylish solution for those looking to complete their outdoor spaces with a timeless urban feel.*

*Situé entre Assise et Foligno, d'importantes traces de la période romaine vivent en harmonie avec l'aspect urbain-médiéval actuel. Il s'agit de Spello, bourg plein de charme grâce à son grand patrimoine environnemental, culturel et artistique où les espaces se revêtent d'une couleur chaude et délicate. Calce, la couleur sobre de Borghi Italiani, représente une solution de style pour les personnes qui souhaitent habiller les espaces extérieurs d'une empreinte urbaine intemporelle.*

*Zwischen Assisi und Foligno stehen bedeutende Spuren des römischen Zeitalters im Einklang mit den heutigen Aussehen einer mittelalterlichen Stadt in der Zeit still. Das ist Spello, ein reizvolles Bergdorf mit einem großen Natur-, Kultur- und Kunsterbe, in denen die Räume in einer warmen und mitreißenden Farbe bekleidet sind. Calce (Kalk), die schlichte Farbtonung der Borghi Italiani, stellt eine Stillösung für alle dar, die ihre Außenräume mit einem zeitlosen, urbanen Touch kleiden wollen.*

# Calce

8,8mm R11C



40,6x40,6 = 67%  
20,3x40,6 = 22%  
20,3x20,3 = 11%

## FLOOR

CALCE 40,6x40,6\_16"x16" - 20,3x40,6\_8"x16" - 20,3x20,3\_8"x8"






OUTDOOR



**162014**  
40,6x60,9\_16"x24"  
Nat



**162024**  
40,6x40,6\_16"x16"  
Nat



**162034**  
20,3x40,6\_8"x16"  
Nat



**162044**  
20,3x20,3\_8"x8"  
Nat

m  
o  
d  
u  
l  
a  
r  
  
s  
y  
s  
t  
e  
m


Sviluppo grafico  
per formato

**GRAFITE**  
40,6x60x9  
16"x24"

Pattern by size  
Développement graphique par format  
Grafischer Entwurf für Format




**OUTDOOR**



**162012**  
40,6x60,9\_16"x24"  
Nat



**162022**  
40,6x40,6\_16"x16"  
Nat



**162032**  
20,3x40,6\_8"x16"  
Nat



**162042**  
20,3x20,3\_8"x8"  
Nat

m  
o  
d  
u  
l  
a  
r  
  
s  
y  
s  
t  
e  
m

Sviluppo grafico  
per formato

**AGATA**  
40,6x60x9  
16"x24"


Pattern by size  
Développement graphique par format  
Grafischer Entwurf für Format

# Borghi Italiani

CENERE 8,8 mm R11C




## OUTDOOR




**162011**  
40,6x60,9\_16"x24"  
Nat



**162021**  
40,6x40,6\_16"x16"  
Nat



**162031**  
20,3x40,6\_8"x16"  
Nat



**162041**  
20,3x20,3\_8"x8"  
Nat

m  
o  
d  
u  
l  
a  
r  
  
s  
y  
s  
t  
e  
m

Sviluppo grafico  
per formato

**CENERE**  
40,6x60x9  
16"x24"


Pattern by size  
Développement graphique par format  
Grafischer Entwurf für Format









**OUTDOOR**




**162013**  
40,6x60,9\_16"x24"  
Nat



**162023**  
40,6x40,6\_16"x16"  
Nat



**162033**  
20,3x40,6\_8"x16"  
Nat



**162043**  
20,3x20,3\_8"x8"  
Nat

m  
o  
d  
u  
l  
a  
r  
  
s  
y  
s  
t  
e  
m


Sviluppo grafico  
per formato

**SILICE**  
40,6x60x9  
16"x24"


Pattern by size  
Développement graphique par format  
Grafischer Entwurf für Format



OUTDOOR




**162010**  
40,6x60,9\_16"x24"  
Nat



**162020**  
40,6x40,6\_16"x16"  
Nat



**162030**  
20,3x40,6\_8"x16"  
Nat



**162040**  
20,3x20,3\_8"x8"  
Nat

m  
o  
d  
u  
l  
a  
r  
  
s  
y  
s  
t  
e  
m



Sviluppo grafico  
per formato

40,6x60x9  
16"x24"

Pattern by size  
Développement graphique par format  
Grafischer Entwurf für Format



**8,8 mm**  
R11 C

	40,6x60,9 16"x24"	40,6x40,6 16"x16"	20,3x40,6 8"x16"	20,3x20,3 8"x8"
	Nat	Nat	Nat	Nat
GRAFITE	162014	162024	162034	162044
AGATA	162012	162022	162032	162042
CENERE	162011	162021	162031	162041
SILICE	162013	162023	162033	162043
CALCE	162010	162020	162030	162040
Price code	M083	M083	M083	M083

**Pezzi Speciali / Trims. Pièces speciale. Die Sonderstücke**

<b>8,8 mm</b> R11 C	Battiscopa Skirting	Gradino costa retta** Straight-edge stair**	Gradino costa retta SX - DX** Straight-edge step L-R	<b>8,8 mm</b> R11 C Elle monolitico estruso** Extruded L-shaped monoblock tile
	7x60,9	33x60,9	33x60,9	15x30x4
	Nat	Nat	Nat	Nat
GRAFITE	162105	162205	162225 SX 162215 DX	162415
AGATA	162103	162203	162223 SX 162213 DX	162413
CENERE	162102	162202	162222 SX 162212 DX	162412
SILICE	162104	162204	162224 SX 162214 DX	162414
CALCE	162101	162201	162221 SX 162211 DX	162411
Price code	P021	P135	P167	P050

**Imballi / Packings. Emballage. Verpackung**

<b>8,8 mm</b>	PCS/BOX	MQ/BOX	KG/BOX	BOX/PAL	MQ/PAL	KG/PAL	PACKING	PACKING SIZE
40,6 x 60,9	6	1,48	31,60	40	59,20	1.266	EPAL	80 x 120 x 96h
40,6 x 40,6	6	0,99	21,63	72	71,28	1.560	EPAL	80 x 120 x 96h
20,3 x 40,6	13	1,07	22,38	72	77,04	1.686	EPAL	80 x 120 x 96h
20,3 x 20,3	30	1,24	27,09	60	74,40	1.628	EPAL	80 x 120 x 96h

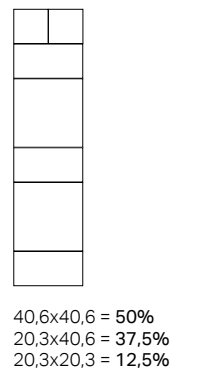
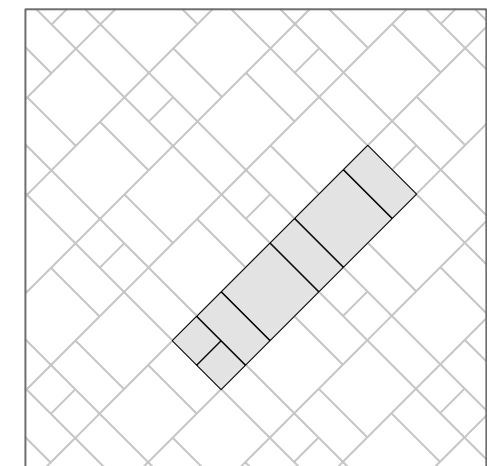
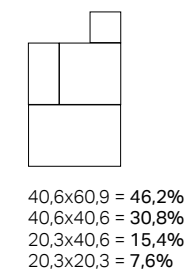
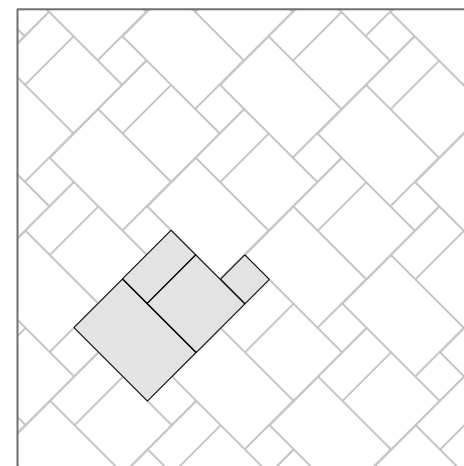
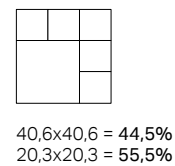
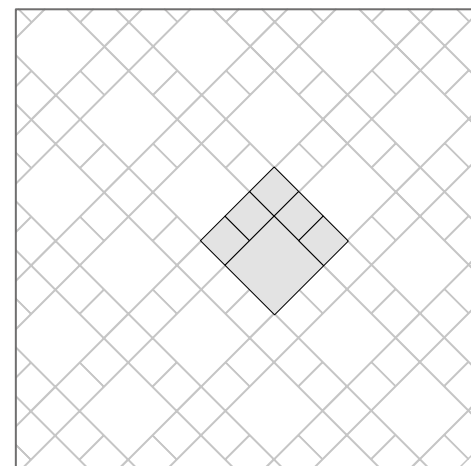
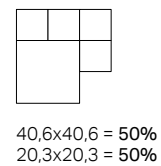
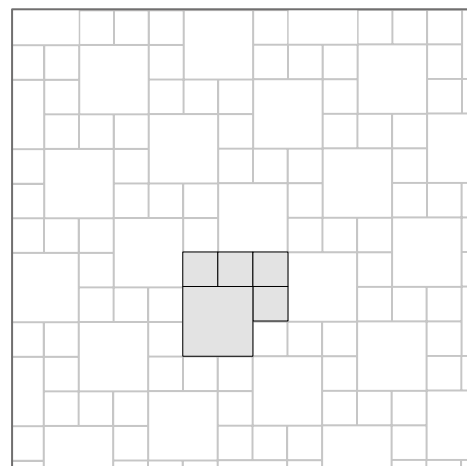
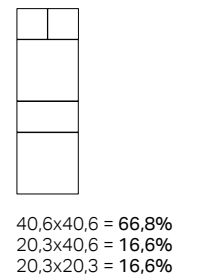
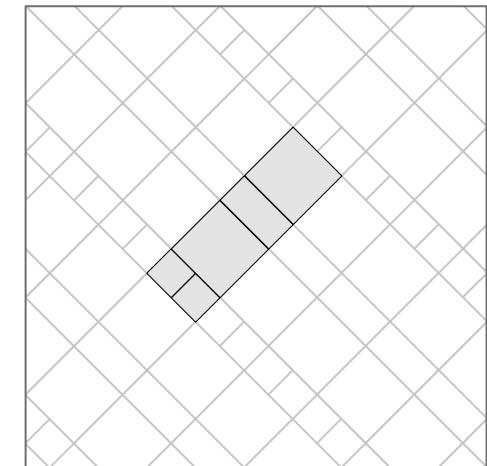
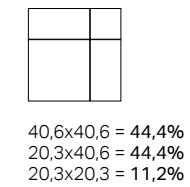
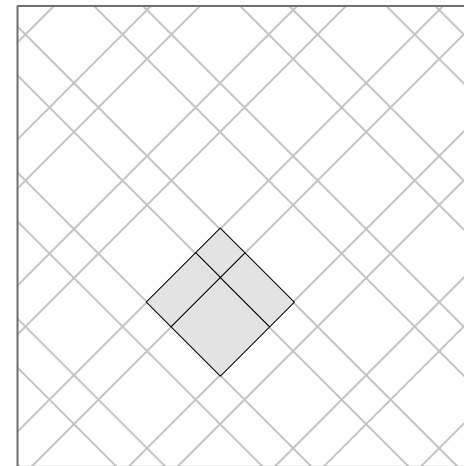
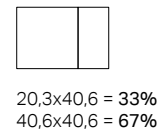
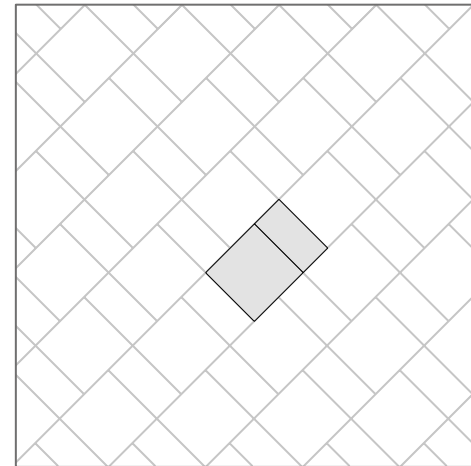
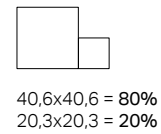
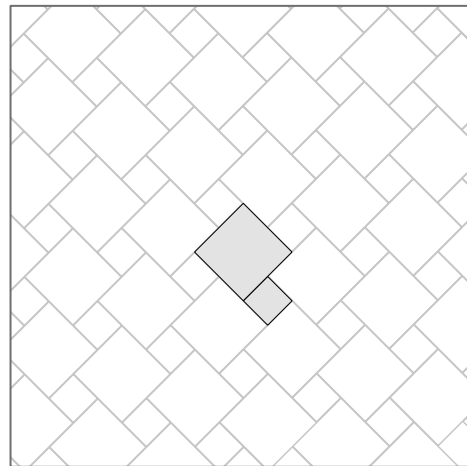
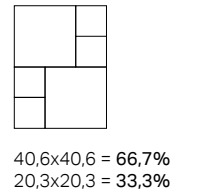
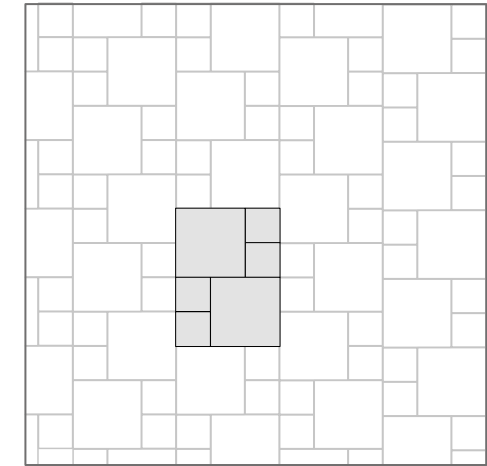
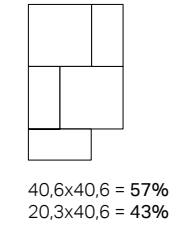
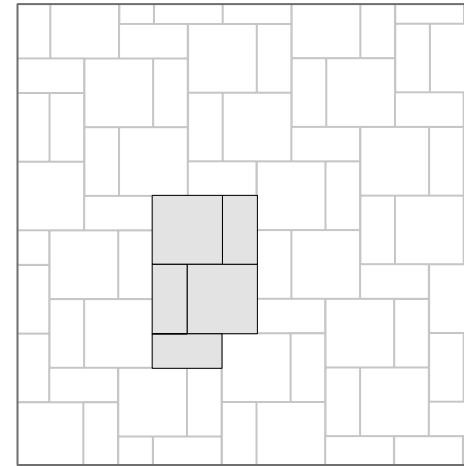
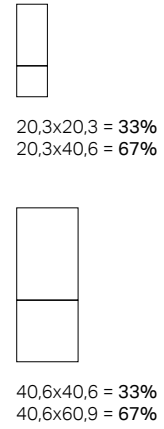
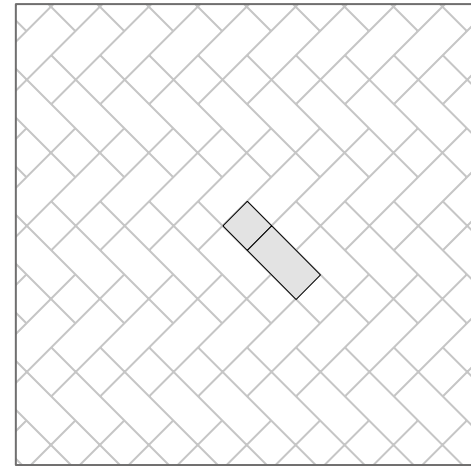
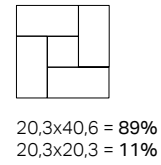
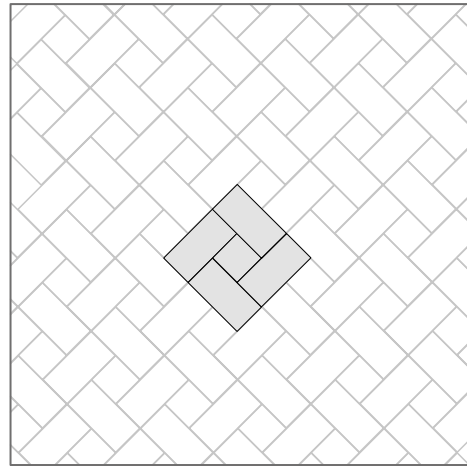
PEZZI SPECIALI. TRIMS	PCS/BOX	MQ/BOX	KG/BOX	BOX/PAL	MQ/PAL	KG/PAL	PACKING	PACKING SIZE
<b>8,8 mm</b> BATTISCOPA 7 x 60,9	15	0,63	13,76	-	-	-	EPAL	80 x 120
GRADINO COSTA RETTA 33 x 60,9 x 3,2h**	4	-	20	-	-	-	EPAL	80 x 120
GRADINO COSTA RETTA 33 x 60,9 x 3,2h SX/DX**	2	-	11	-	-	-	EPAL	80 x 120
ELLE MONOLITICO ESTRUSO 15 x 30 x 4h**	8	0,32	8,20	36	11,52	298	EPAL	80 x 120 x 75h



\*\* A disposizione solo su richiesta.  
Tempi di consegna: 30gg  
Available upon request only.  
Delivery terms: 30 days  
Disponible seulement sur requête.  
Délais de livraison: 30 jours  
Verfügbar auf Anfrage.  
Lieferzeit: 30 Tage

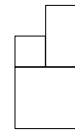
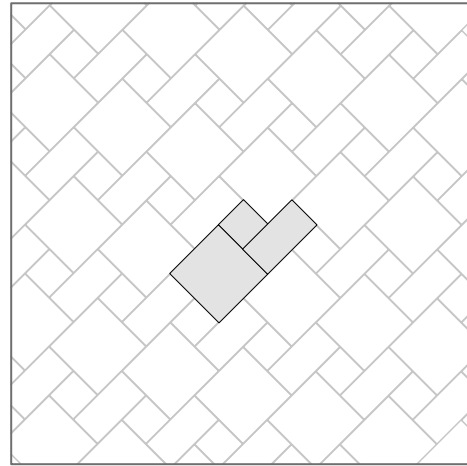
## SCHEMI DI POSA

Laying sketch . Schémas de pose . Modulverlegungsbeispiele . Esquemas de colocación . Схемы укладки .

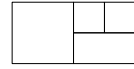
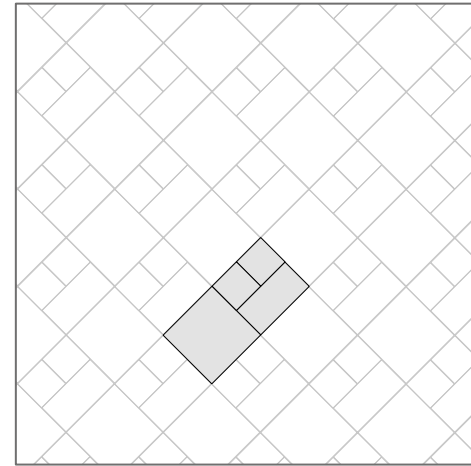


## SCHEMI DI POSA

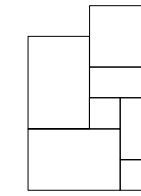
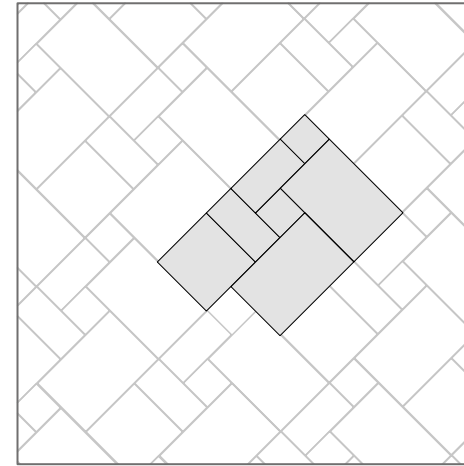
Laying sketch . Schémas de pose . Modulverlegungsbeispiele



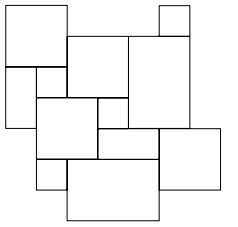
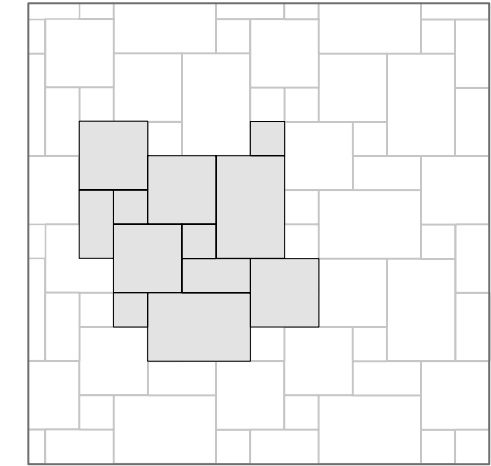
40,6x40,6 = 57,1%  
20,3x40,6 = 28,5%  
20,3x20,3 = 14,4%



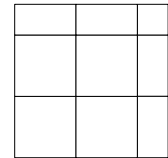
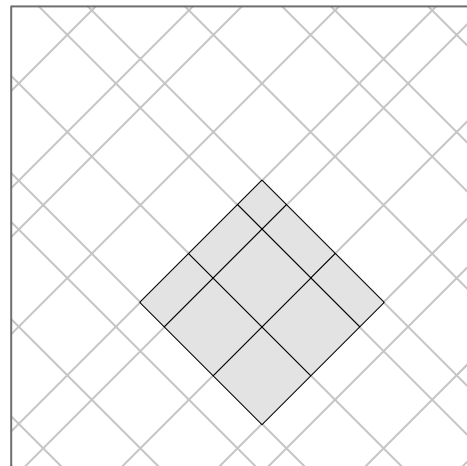
40,6x40,6 = 50%  
20,3x40,6 = 25%  
20,3x20,3 = 25%



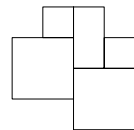
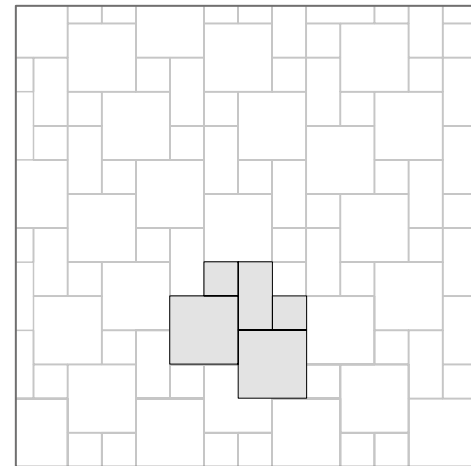
40,6x60,9 = 54,5%  
40,6x40,6 = 18,2%  
20,3x40,6 = 18,2%  
20,3x20,3 = 9,1%



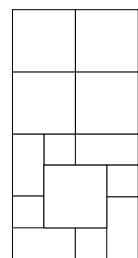
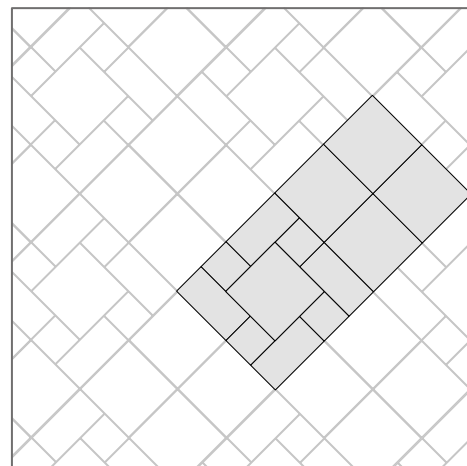
40,6x60,9 = 33,4%  
40,6x40,6 = 44,4%  
20,3x40,6 = 11,1%  
20,3x20,3 = 11,1%



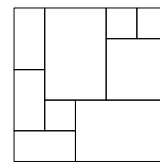
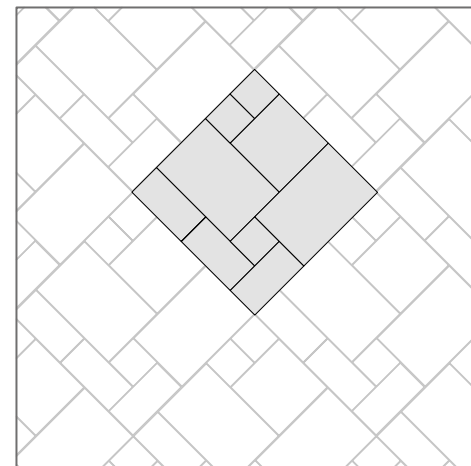
40,6x40,6 = 64%  
20,3x40,6 = 32%  
20,3x20,3 = 4%



40,6x40,6 = 66,8%  
20,3x40,6 = 16,6%  
20,3x20,3 = 16,6%



40,6x40,6 = 62,5%  
20,3x40,6 = 25%  
20,3x20,3 = 12,5%



40,6x60,9 = 48%  
40,6x40,6 = 16%  
20,3x40,6 = 24%  
20,3x20,3 = 12%

# Note generiche sui prodotti

## General information on the products

Italcer S.p.A. SB si riserva di apportare, senza alcun preavviso, le modifiche che riterrà più opportune al fine di migliorare il prodotto. Quanto riportato è da considerarsi indicativo e non esaustivo in riferimento ai colori e alle caratteristiche estetiche dei prodotti.

Italcer S.p.A. SB reserves the right to make any changes it deems fit in order to improve the product, without prior notice. All images are provided for illustrative purposes only and other colours and aesthetic features are available.

**Le cromie, le strutture e le grafiche delle piastrelle riprodotte nelle immagini del catalogo potrebbero non corrispondere fedelmente al prodotto industriale.**

The colours, structures, and patterns of the tiles illustrated in the catalogue might not correspond exactly to the actual product.

**Eventuali differenze di tono fanno parte del prodotto e rientrano nel range di stonalizzazione.**

Any eventual difference of shade is part of the product and falls within the color shading range.

- **ATTENZIONE: Per particolari installazioni potrebbero essere necessari articoli ed accessori specifici non presenti in questo catalogo. Per queste esigenze prego riferirsi direttamente al referente commerciale LA FABBRICA AVA.**

N.B. Particular items and accessories not listed in this catalogue may be required for certain laying methods. For these needs, please contact the LA FABBRICA AVA sale sales directly.

- **I pesi riportati in tabella sono indicativi in quanto possono subire leggere variazioni per motivi produttivi.**

The weights stated in the chart are approximate as some changes may be necessary for production reasons.

- **La struttura e il tono tra i fondi di spessore 6mm e 8,8mm potrebbero presentare differenze.**

The structure and shade of the tiles with 6 mm and 8.8 mm thickness could show differences.

- **Tra i fondi di spessore 8,8, e 20 mm non si garantisce l'abbinabilità.**

We cannot guarantee tonal matches between the same background tiles with different thickness (8,8, and 20 mm).

- **Per il gradino non si garantisce la stessa tonalità del fondo.**

We cannot guarantee that the shade of the stair tile will be the same as the background tile.

- **La tonalità del colore della piastrella nelle finiture liscia e strutturata potrebbe essere leggermente dissimile.**

The colour shading of smooth and structured finishing may vary slightly.

- **In caso di posa modulare il grado di stonalizzazione del pavimento potrebbe aumentare rispetto ad una posa monoformato.**

On pattern sizes floors the shading may result being more intense than on a single format floor.

- **Tutti i decori si abbinano al fondo ma possono essere di tonalità diverse.**

All decorations match the base but may be of a different tone.

- **Si consiglia fortemente di pulire bene la superficie delle piastrelle strutturate immediatamente dopo aver fugato il pavimento. Questa operazione eviterà al materiale usato per la fuga di solidificarsi all'interno delle cavità presenti nella superficie della piastrella.**

We strongly recommended you thoroughly clean the surface of textured floor tiles immediately after filling the joints. This will prevent the filler solidifying in the cavities found in the tiles' surface.

- **Decorazioni con vetro e graniglie. Le decorazioni mediante l'applicazione dei vetri e delle graniglie vetrose sulle piastrelle ceramiche possono presentare delle irregolarità nella distribuzione di dette graniglie, questo non pregiudica l'effetto estetico del prodotto, ma anzi ne esalta le caratteristiche.**

Decors with glass and glass-grit. The decors produced by the application of glass and glass grit on ceramic tiles may have an irregular distribution when utilising the glass grit. This technique does not compromise the aesthetic effect of the decor and moreover it does enhance its technical features.

- **Per un risultato ottimale si consiglia di utilizzare durante la posa i cunei.**

For a perfect result, we recommend you use wedges during laying.

- **Si consiglia di mantenere una fuga di 2 mm per la posa in monoformato degli articoli rettificati.**

Si consiglia di mantenere una fuga di 3 mm per la posa in multiformato (da 2 formati e oltre) degli articoli rettificati. Si consiglia di mantenere una fuga di 4 mm per la posa degli articoli con bordi non rettificati.

If you are laying same sized straightened-edged tiles, we recommend you keep a 2 mm joint. If you are laying different sized straightened-edged tiles (two or more sizes) together, we recommend you keep a 3 mm joint. In the case of non-straightened-edged tiles, we recommend you keep a 4 mm joint.

Consulta la scheda tecnica della serie Borghi Italiani.  
Explore the technical features of the Borghi Italiani series.



Consulta il Catalogo Generale per la sezione tecnica, le certificazioni, le indicazioni di pulizia e manutenzione e le condizioni di vendita generale.  
Explore our General Catalogue for the technical section, the certifications, cleaning and maintenance tips and general sales terms and conditions.



Consulta il sito [www.lafabbrica.it](http://www.lafabbrica.it) per vedere gli ultimi aggiornamenti.  
Check out our website at [www.lafabbrica.it](http://www.lafabbrica.it) for our latest updates.



ITALCER S.p.A. SB | P. IVA 00142060359

*Amministrazione e Sede Legale  
Accounting and Legal Head Office*

Via Emilia Ovest 53/A - 42048 Rubiera (RE) - Italy  
Tel. +39 0522 625111  
Fax +39 0522 625160

*Uffici Commerciali, Showroom  
Sales Department, Showroom*

Via Emilia Ponente 2070 - 48014 Castel Bolognese (RA) Italy  
Tel. +39 0546 - 659911 - Fax +39 0546 - 656223  
info@lafabbrica.it - www.lafabbrica.it



FOLLOW US